

# Back to School - PreK3

Ms. Wittig

September 17, 2020





# Ms. Wittig & Mrs. Cuntrera



## MS. WITTIG

Taught for 24 years at Memorial School in Woodland Park.

Earned her Masters in Teaching

Mother of 2 (Son 22 & Daughter 18)

Preschool owner for 10 years.

## MRS. CUNTRERA

Aide for 11 years at Charles Olbon School in Woodland Park.

Mother of 2 (Daughters 23 & 17)

{Mrs. Cuntrera will join us when we're in person.}

# Curriculum

*The Creative Curriculum®* is a play-based learning curriculum that focuses on interest areas and fosters creativity. Being creative means thinking of new ideas, obtaining information by asking questions, and learning through trial and error.

*The Studies that we plan to address this year are...*

**Trees, Balls, Clothes, Pets, Buildings and Sand.** We will go back to the Study on the **Beginning of the Year** when we go back in person.

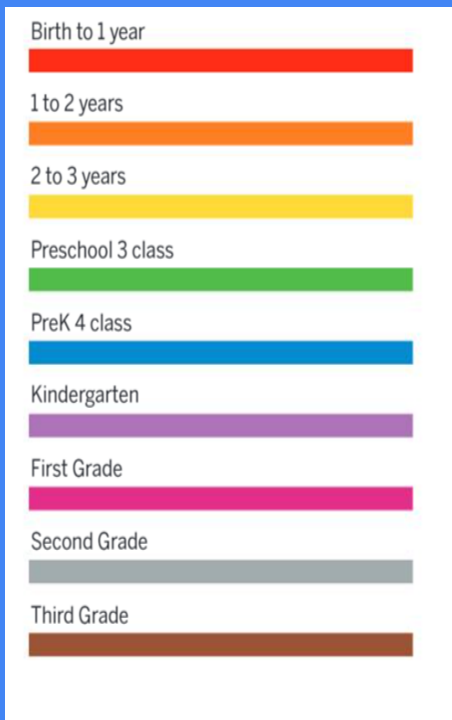
# Assessment (Reported 3 times a year)

Thirty-six of the objectives are organized into nine different areas of development and learning. The first four areas describe areas of a child's growth and development (social-emotional, physical, language, cognitive).

The other five areas focus on content learning that are described as outcomes in early learning standards (literacy, mathematics, science and technology, social studies, the arts).

The tenth area is English Language Acquisition. Which helps to follow a child's progress in acquiring both receptive and expressive language in English.

# Children are assessed using guides like the following example...



**Objective 2** Establishes and sustains positive relationships

**d. Makes friends**

	Not Yet	1	2	3	4	5	6	7	8	9	10	11	12	13
		<p><b>Seeks a preferred playmate; shows pleasure when seeing a friend</b></p> <ul style="list-style-type: none"> <li>Leaves Library area to greet another child upon his arrival</li> <li>Seeks preferred child to sit next to at group time</li> </ul>	<p><b>Plays with one or two preferred playmates</b></p> <ul style="list-style-type: none"> <li>Builds block tower with another child during choice time and then looks at books with same child later in the day</li> <li>Joins same two friends for several days to play a running game outside</li> </ul>	<p><b>Establishes a special friendship with one other child, but the friendship might only last a short while</b></p> <ul style="list-style-type: none"> <li>Talks about having friends and what friends do together</li> <li>Seeks out particular friend for selected activities on a regular basis</li> </ul>	<p><b>Maintains friendships for several months or more; forms friendships around similar play interests</b></p> <ul style="list-style-type: none"> <li>Finds her friend's favorite purple marker and gives it to her</li> <li>Works through a conflict and remains friends after a disagreement</li> <li>Chooses to play with a child who also likes to pretend he is a dragon</li> </ul>	<p><b>Forms friendships based on personal qualities</b></p> <ul style="list-style-type: none"> <li>Says, "Teddy is my friend because he's really nice, and he's funny."</li> <li>Explains that a good friend is someone who is helpful and kind</li> </ul>	<p><b>Forms friendships based on mutual trust and assistance; understands that friendships can still exist when disagreements occur</b></p> <ul style="list-style-type: none"> <li>Says, "Tai and I are friends because he doesn't tease me when I get upset. He doesn't let other kids tease me, either."</li> <li>Chooses to play alone after disagreeing with a friend, but seeks out that friend later in the day</li> <li>Says, "My friend, Karmi, and I are going to sit next to each other in music because she can help me count out my part, and I can help her read the notes."</li> </ul>							

# Google Classroom



This is the method that you will get all assignments for your child to do at home with you when you are offline. If we were in person, these would be some of the things they could do while in centers in the classroom. HAVE FUN!

*I will also make general announcements on Google Classroom.*

**PLEASE GO INTO GOOGLE CLASSROOM LOGGED IN AS YOUR CHILD.**

Google Username is their email [jdoe2030@wpschools.org](mailto:jdoe2030@wpschools.org)

Password is wpSchools853

# Google Meet



This is the method that your child will be able to interact with their classmates and me. If we were in person, this time would be spent all day in large groups or working in small groups with me or Mrs. Cuntrera.

PLEASE GO INTO GOOGLE MEETS LOGGED IN AS YOUR CHILD.

THEN YOU CAN ALWAYS USE THE NICKNAME **3wittig** TO GET IN.

Again... Google Username is their email [jdoe2030@wpschools.org](mailto:jdoe2030@wpschools.org)

Password is wpSchools853

# The Teaching Strategies "Family App"



Two steps.

1. Set up your account in [teachingstrategies.com](https://teachingstrategies.com) on the computer.
2. Then, get the app for your phone.

It's easy... take pictures and send them to me on the app!

This will help me assess your child on the (rainbow) scale you saw earlier.



# Ready Rosie



"ReadyRosie is an early education tool that helps families, schools, and communities across the nation deepen and scale their family engagement efforts. Their tools leverage the power of video modeling, family workshops, and mobile technology to build powerful partnerships between families and educators."

**\*\* NOTE:** You should have received an invitation today to log into Ready Rosie. I will assign activities to do that correlate with lessons or assessments and you can explore and enjoy on your own as well.

# Our Schedule

Our schedule will be a little different when we go back in person because of hand washing and a few things I needed to change in order to see everyone for small group instruction.

(The full day schedule will be different yet and include lunch and naptime.)

## VIRTUAL SCHEDULE

**8:25-8:50 Question of the Day (OFFLINE) Talk about.**

**8:50-9:10 Morning Meeting (ONLINE) Google Meet (All)**

**9:10-9:30 Small Group (ONLINE) Google Meet (By Appt)**

**9:30-10:00 Centers (OFFLINE) Click on activity**

**10:00-10:20 Small Group (ONLINE) Google Meet (By Appt)**

**10:20-11:00 Gross Motor (OFFLINE) Click on activity**

**11:00-11:20 Small Group (ONLINE) Google Meet (By Appt)**

**11:20-11:40 Read Aloud (ONLINE) Google Meet (All)**

**11:40-12:10 Centers (OFFLINE) Click on activity**

**12:10-1:45 Lunch and Naptime (OFFLINE) Sweet Dreams**

**1:45-2:05 Small Groups (ONLINE) Google Meet (By Appt)**

**2:05-2:25 Small Groups (ONLINE) Google Meet (By Appt)**

**\*\*\* Also found on Google Classroom Teacher Link**

# Our Day

Whether we are at home or at school, your 3 year old has different activities embedded in their schedule.

**Large Group** - Time together to start the day. Talk about the Question of the Day. Read Poems and Sing Songs.

**Small Group** - 2 or 3 students work with me directly on skills in math, literacy, and even social emotional development.

**Question of the Day** - The heart of the day... We are including families to discuss as well.



**Read-Aloud** - The story of the day. Live or recorded on Google Classroom

**Centers** - Art & Writing, Blocks, Reading, Science, Pretend, Toys & Games.  
(Offline)

**Gross Motor** - Outside fun with family.

# Finding Success in Virtual Preschool

- Find a place that's meant just for school at home.
- Keep toys and food out of "school" area.
- Treat them like their big bros & sis. Give them independence. BUT FIRST... Teach them how to use the **mute** button!!!



# Virtual Preschool

Let's - together - foster a love  
of learning, exploration,  
wonder and excitement!



“Behind every young child  
who believes in himself  
is a parent  
who believed first”



- *Matthew Jacobson*

# Keep communication OPEN!

If you ever need anything,  
I am here.

Use the family app  
Or my email.

I will respond as soon as possible.  
[lwittig@wpschools.org](mailto:lwittig@wpschools.org)

Thanks for coming!

Question & Answer  
session will be from  
7 - 8 PM tonight.

Google Meet: 3wittig